

369

**Incidents
attended**



February 2025



**Number of
fires**

97

43
**Road
traffic
collisions**



117
**Non Fire
Related
Incidents**



**Fire related
injuries**

1

17
**Accidental
dwelling
fires**









155
**False
alarms**





Northamptonshire Fire and Rescue Service

The table below shows our monthly performance for February 2025 compared to the previous two years.

Category	2023	2024	2025	
Fires	128	98	97	
Primary fires	66	68	52	
Secondary fires	54	27	38	
Accidental dwelling fires	33	21	17	
Road Traffic Collisions	38	37	43	
False alarms	160	149	155	

- Primary fires are more serious fires that harm people or cause damage to property
- Secondary fires are smaller outdoor fires where people or property is not involved
- Accidental dwelling fires are fires where the motive for the fire was presumed to be either accidental or not known and occur in properties that are a place of residence i.e. places occupied by households such as houses and flats, excluding hotels/hostels and residential institutions. Dwellings also includes nonpermanent structures used solely as a dwelling, such as houseboats and caravans.
- Road Traffic Collisions are car accidents or car crash, which occurs when a vehicle collides with another vehicle, pedestrian, animal, road debris, or other stationary obstruction, such as a tree, pole or building
- False alarms are incidents where the Fire and Rescue Service attends a location believing there to be an incident, but on arrival, discovers that no such incident exists or existed .